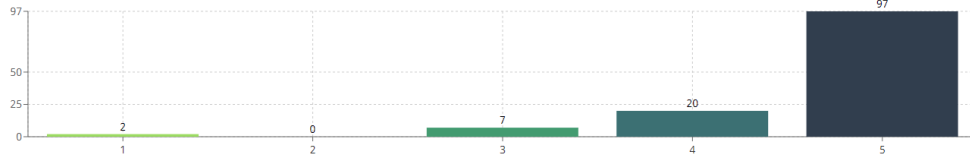
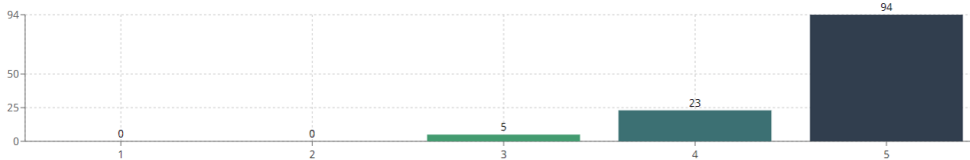


TEAVIK

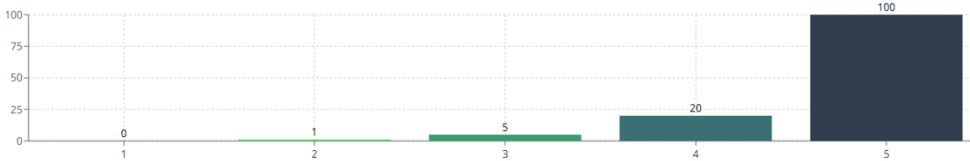
Psühhiaatrikliiniku statsionaarsete patsientide rahulolu-uuringu 2020-2021.a kokkuvõte

1. Kas info oma terviseseisundi kohta oli Teile jaoks selge ja arusaadav?


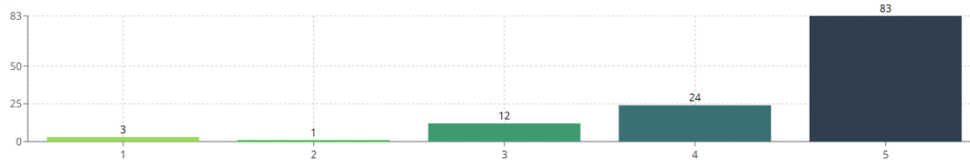
	Count	%
1.1	2	1.59%
2.2	0	0.00%
3.3	7	5.56%
4.4	20	15.87%
5.5	97	76.98%

2. Kas info Teile määratud ravimite kohta oli selge?


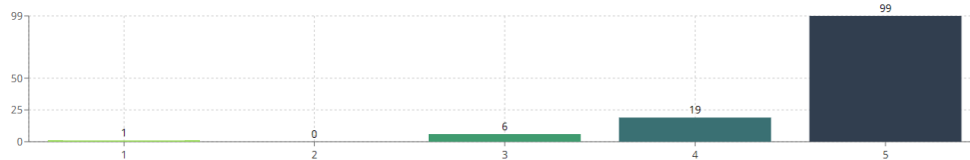
	Count	%
1.1	0	0.00%
2.2	0	0.00%
3.3	5	4.10%
4.4	23	18.85%
5.5	94	77.05%

3. Kas info haigljärgsest edasisest raviplaanist oli Teile jaoks selge?


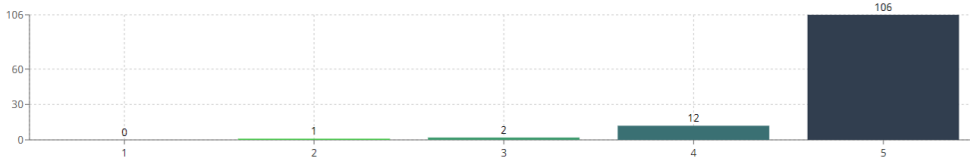
	Count	%
1.1	0	0.00%
2.2	1	0.79%
3.3	5	3.97%
4.4	20	15.87%
5.5	100	79.37%

4. Kas saadud ravi vastas Teile ootustele?


	Count	%
1.1	3	2.44%
2.2	1	0.81%
3.3	12	9.76%
4.4	24	19.51%
5.5	83	67.48%

5. Kui arusaadavalt selgitati Teile osakonna kodukorda?


	Count	%
1.1	1	0.80%
2.2	0	0.00%
3.3	6	4.80%
4.4	19	15.20%
5.5	99	79.20%

6. Kas saite personaliilt vastused oma küsimustele?


	Count	%
1.1	0	0.00%
2.2	1	0.83%
3.3	2	1.65%
4.4	12	9.92%
5.5	106	87.60%

